



1 lockers



2 shelving



3 cupboards & work stations



4 mobilis shelving



5 technic shelving



6 cloakroom



7 cabinets

All Probe products are available from a wide network of authorised Probe dealers

PROBE

mobilis shelving

4



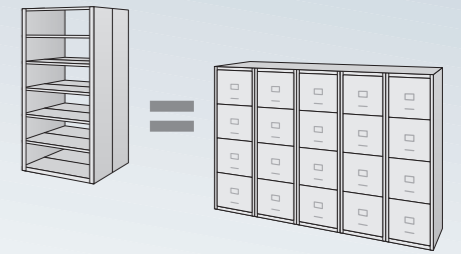
ACTIVECOAT[®]
anti-bacterial technology

MÖBILIS

This Medium Duty Mobile Shelving System from Probe offers the highest quality track, mechanism and base. It will accommodate Probe's Mistral, Diablo and Rolled Edge shelving systems and create up to 100% more storage space in your existing archive area.

Shelving systems verses filing cabinets

As you can see by the illustration (right) that you can achieve an equal amount of filing space with one double sided bay of shelving than in five traditional filing cabinets. Add a mobile system and increase filing capacity by up to a further 100%



1 double sided bay = 12 metres of linear filing	Foot print = 0.7M ²
5 filing cabinets = 12 metres of linear filing	Foot print = 1.4M ²



SHELVING

Pictured with Probes flexible Mistral Shelving System.

DECOR END PANELS

Probe offer a large range of, optional, high quality decor end panels to suit your environment. Standard mobile system is supplied without decor end panels, see cutaway opposite.

AC+HIVECOAT[®]

ERGONOMIC HANDLE

Ergonomic handle built with style and performance in mind.

DRIVE MECHANISM

Chain driven with mechanical gear reduction, making operation simple and light. Can be hidden with optional Decor End Panels as seen here.

END STOPS

LOW PROFILE BASE

Increases floor height by a mere 38mm. Additional 82mm to base of shelving.

HEIGHT ADJUSTABLE TRACKS

Height adjustable tracks enable installation on uneven floors and as the tracks are not fixed to the existing floor, the entire mobile system can be easily relocated.

FLOORING RAMP

Enabling installation on top of existing flooring.

INTEGRAL TEXTURED FLOOR

Depth	600mm
Widths	750, 1000mm (nom)
Material	18mm Flooring grade chipboard
Finish	Laminate - Graphite Grey

MÖBILIS MOBILE SHELVING

A completely freestanding mobile shelving system, no drilling, no fixing down, no messy ground or civil works. It will not damage or disturb your carpet or floor covering in any way.

INTEGRAL FLOOR

The integral floor provides a secure, rigid and safe platform to walk on.

HEIGHT ADJUSTABLE TRACK

The unique screw adjustment from above ensures a level track even on uneven floors. Track joints are doweled and screwed for security and efficiency.

ANTI TILT

Ultra safe anti-tilt mechanism locks shelving into the track.



MÖBILIS MOBILE BASE

The standard base comes with drive mechanism housed in colour co-ordinated section. See below for optional Decor End Panels.

Optional Decor End Panels

This is a small sample of the finishes available. Others available on request. *Denotes timber effect.



ASH*



BEECH*



OAK*



MAPLE*



SMOKE WHITE STEEL



PERFORATED STEEL



A WIDE RANGE OF LAMINATE COLOURS ARE AVAILABLE

Probe reserve the right to alter design and price without prior consent.



SHELVING AC+IVECOAT®

Available with Probe's Diablo, Mistral, Industrial Angle and Rolled Edge Shelving for added flexibility.

DECOR END PANELS

Probe offer these optional Decor End Panels in a range of materials, finishes and colours. See previous page for details.

ERGONOMIC HANDLE

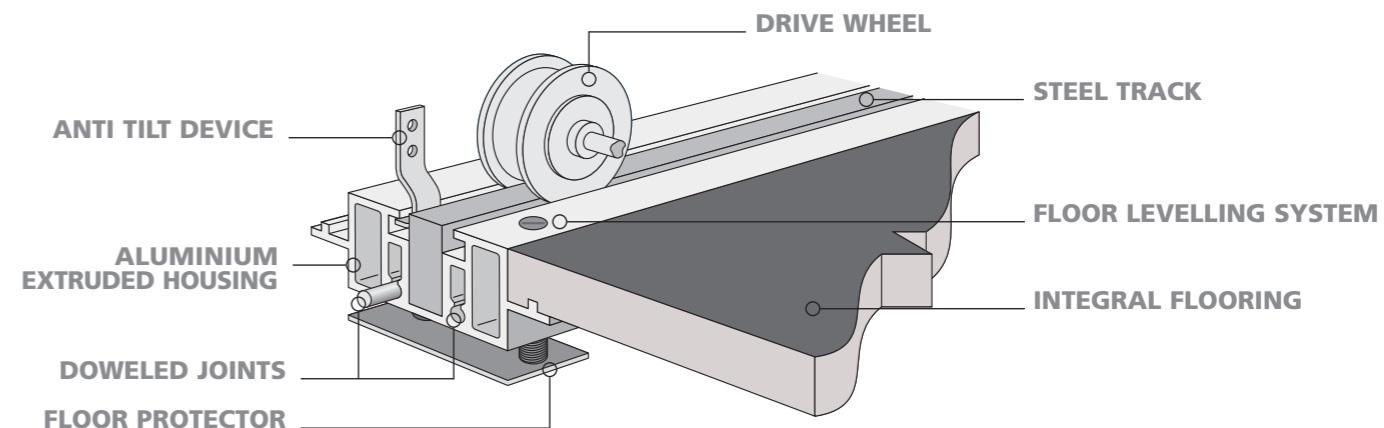
Ergonomic handle built with style and performance in mind.

DRIVE MECHANISM

Chain driven with mechanical gear reduction, making operation simple and light.

maximum bay loading 500kg
 pictured: double sided bay, 1,000kg max loading

efficient



TRACK SPECIFICATIONS

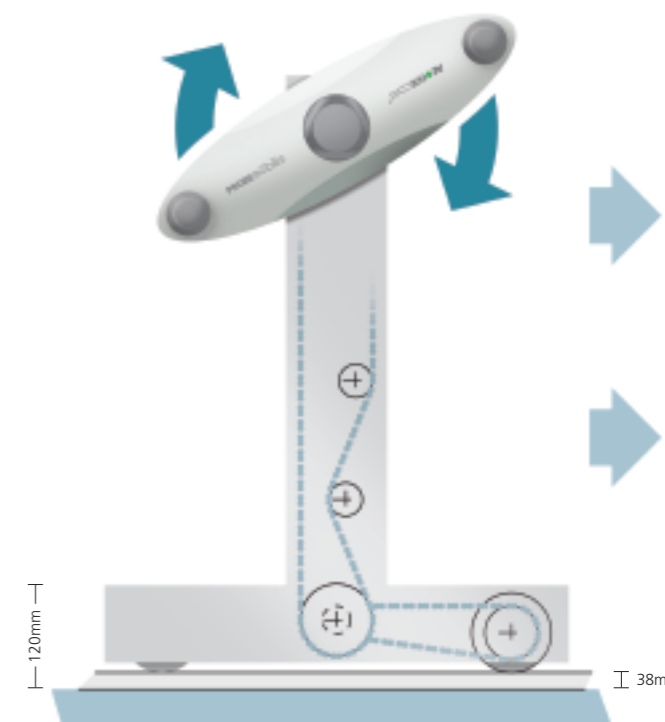
Lengths	1200, 1800, 2400mm
Widths	99mm (65mm visible)
Height	38mm
Material	Aluminium extrusion 6063T6
Rolling surface:	12 x 30mm bright mild steel
Finish	Anodised natural AA10

FLOOR PANELS

Depth	600mm
Widths	750, 1000mm (nom)
Material	18mm Flooring grade chipboard
Finish	Laminate - Graphite Grey

DRIVE SPECIFICATIONS


1.866:1 mechanical reduction gearing.
 Effort 0.8kg/100kg



increase storage space

PROBE MÖBILIS SHELVING

Below are two examples of shelving in the same area. Probes Mobile Shelving System increases shelving area by as much as **100%**.





PR *O* **BE**

From consultation
right through to installation,
Probe make it **easy**.

Follow these simple steps
to a great storage solution
designed just for you.

As your storage needs
outgrow your space:

STEP 1: CALL YOUR AUTHORISED PROBE DISTRIBUTOR
They will be delighted to answer any initial questions you have and arrange
a visit from one of our specialised in-house design team.

STEP 2: CONSULTATION WITH NO OBLIGATION
One of our experienced designers will visit your premises and listen to your
needs and discuss possible solutions.

STEP 3: PLANNING SPACE WITH NO OBLIGATION
After the initial visit our design team will compile a proposal which they feel
best suits your requirements and talk you through the proposed solution and
costing. Only when you are totally sure that we have listened and offered
you the best solution do you need to make a commitment to us.

STEP 4: DETAILED SITE SURVEY
After your order has been placed our site surveyor will re-visit your premises
to ensure the site is ready to accept your individual system.

STEP 5: DELIVERY & INSTALLATION
Our installation team will deliver and install your system, at your
convenience, with the least disturbance to you and your organisation.
We will leave your space clean and tidy and the only thing you will notice
is a significant increase in storage space.

YOUR SATISFACTION
We at Probe are confident that you will not only be satisfied but
delighted with your new storage system.

PR *O* **BE**

möbils shelvina

ACTIVECOAT[®]
anti-bacterial technology

99.9% REDUCTION OF MRSA, E-COLI & BACTERIA
Antimicrobial efficiency will continue for the life of the coating.