

# desking catalogue



# Hello

Welcome to Oplan a unique range of quality-driven, contemporary office furniture designed for customers who demand quality but at the same time seek value for money.

The hardest challenge was to create a brand with Style, Ergonomics and Quality without accompanying it all with a high price. Oplan delivers all these and more, offering a contemporary collection of fine quality office interior products with unrivalled value for money.



**Trade Descriptions Act**  
We are continually improving our products, so specifications or design changes may be made during the lifetime of this catalogue. Colour photography and printing are as accurate as possible but slight variations in colour must be expected. All measurements are approximate.

**Recycling**  
Please help us minimise the effect we have on the environment by recycling.

# Contents

## Desking



Kontrax **new**

08



Ashford Panel Leg

10



Ashford Metal Leg

14



Komo

18



Quattro **new**

22




Universal

26



Medici

36



Grand **new**

42



Auticca **new**

46

## Reception




Ashford

52



Infinity

54



Form **new**

56

## Meeting & Training



Morph Line 1

60



Morph Line 2

62

# Here's how we care

---

## 5 reasons to choose an Oplan product

At Oplan we are proud of our products and our service. However, we are constantly enhancing both our products and service, so if you have a suggestion we would love to hear from you.

### Price

Quality is commonly considered to accompany high price. We strive to change this perception by optimising efficiency and offering unrivalled value for money whilst incorporating the finest quality materials in every line.

### Design

First impressions count and we make sure our products work for you. We constantly invest in development to ensure we stay at the top of modern design with real life appeal.

### Helping Protect Our Environment

All wooden panels for our featured desking ranges are constructed from panels which are FSC certified.

### Ergonomics

Aiming for excellence in ergonomics, we consider the mental and physical strain that every employee faces and move to alleviate this strain through functional design and intelligent thinking.

### Quality Guarantee

We are so confident in our work, that we guarantee all our products against faulty materials and workmanship.

With investment comes peace of mind.

# Desking & Storage

Our new office furniture collection has been designed to incorporate all your office needs.

From our entry level Kontrax range to our award winning executive line Auticca, we have a range to suit every requirement.



## Contents

### Desks & Storage

**Kontrax** /<sup>08</sup>

**Ashford Panel Leg** /<sup>10</sup>

**Ashford Metal Leg** /<sup>14</sup>

**Komo** /<sup>18</sup>

**Quattro** /<sup>22</sup>

**Universal Collection** /<sup>26</sup>

**Filing** /<sup>28</sup>

**Storage** /<sup>29</sup>

**Meeting Tables** /<sup>32</sup>

**Meeting Points** /<sup>33</sup>

**Cable Management** /<sup>34</sup>

**Screens** /<sup>35</sup>

**Medici** /<sup>36</sup>

**Grand** /<sup>42</sup>

**Auticca** /<sup>46</sup>



# Kontrax



new

When creating Kontrax we knew it had to be cost effective yet durable. By combining meticulous design detail with efficient manufacturing processes we have done just that, creating an entry level product with 25mm desk tops, metal drawer sides and master key equipped fully lockable drawers.

Introducing the stylish new **Grand-range** from O.plan see p.42 for more details!



# Kontrax/ Technical



## Colourways



Beech

## Features

- 25mm Tops.
- 18mm Desk Legs.
- Desks come complete with Pedestals.
- Metal drawer side tested to 90,000 extensions with 25kg weight.
- Solid drawer bottom with wrap around metal drawer sides.
- Central lock system.
- Master key with interchangeable barrels.
- Bookcases are made from 18mm panel (tops, sides and shelves) with a 3.2mm back.
- Adjustable feet on all items.
- Impact protective edging.
- E1 grade panel with Environmental certification.



**Straight Desk Left Hand**

1500W x 700D x 725H mm  
KTX-1570L/FX3



**Straight Desk Right Hand**

1500W x 700D x 725H mm  
KTX-1570R/FX3



**Straight Desk Left Hand**

1200W x 700D x 725H mm  
KTX-1270L/FX3



**Straight Desk Right Hand**

1200W x 700D x 725H mm  
KTX-1270R/FX3



## Oplan Tip

Need more filing options, a desk screen, a meeting table or perhaps a CPU holder?

**No problem!**

See our Universal Collection on pages 26—35 for all these and more.



**Low Level Bookcase 2 Levels**

800W X 400D x 746H mm  
KTX-BC746



**Tall Bookcase 5 Levels**

800W x 400D x 1800H mm  
KTX-BC1800



# Ashford Panel Leg

Ashford combines looks and practicality with outstanding durability and at an affordable price. All desk tops and panel legs are manufactured from E1 grade heat and scratch resistant 25mm melamine panels.



# Ashford Panel Leg/ Technical

## Colourways Standard



## Features

25mm Tops.  
25mm Desk Legs.  
A complete range of Universal Storage is available including pedestals, filing units, storage cupboards and meeting tables. See Page 26.  
Adjustable feet on all items.  
Impact protective edging.  
E1 grade panel with Environmental certification.  
Desk tops come complete with 2 x 80mm cable portals.



**Straight 1800**  
1800W x 800D x 725H mm  
ASHA-PAN1880



**Straight 1600**  
1600W x 800D x 725H mm  
ASHA-PAN1680



**Straight 1400**  
1400W x 800D x 725H mm  
ASHA-PAN1480



**Straight 1200**  
1200W x 800D x 725H mm  
ASHA-PAN1280



**Straight 800**  
800W x 800D x 725H mm  
ASHA-PAN880

A complete range of **Universal Storage, Screens, Meeting Tables, Extensions & Accessories**


is available for this range. See p.26 for more details!



# Ashford Panel Leg/ Technical



## Colourways Premium



**Wave 1400 Left Hand**  
1400W x 1000/800D x 725H mm  
ASHA-PAN1410L



**Wave 1400 Right Hand**  
1400W x 1000/800D x 725H mm  
ASHA-PAN1410R



**Wave 1600 Left Hand**  
1600W x 1000/800D x 725H mm  
ASHA-PAN1610L



**Wave 1600 Right Hand**  
1600W x 1000/800D x 725H mm  
ASHA-PAN1610R



**Crescent 1600 Left Hand**  
1600W x 1200/800D x 725H mm  
ASHA-PAN1612L



**Crescent 1600 Right Hand**  
1600W x 1200/800D x 725H mm  
ASHA-PAN1612R



**Crescent 1800 Left Hand**  
1800W x 1200/800D x 725H mm  
ASHA-PAN1812L



**Crescent 1800 Right Hand**  
1800W x 1200/800D x 725H mm  
ASHA-PAN1812R



# Ashford Metal Leg

Ashford Metal Leg combines looks and practicality with outstanding durability and at an affordable price. Metal legs are manufactured from 16 gauge steel, powder coated in silver. All desk tops are constructed from E1 grade heat and scratch resistant 25mm melamine panels.





# Ashford Metal Leg/ Technical

## Colourways Standard



## Features

25mm Tops.  
Steel Legs 30 x 50mm.  
Power Coated in High Resistant Powder Paint, Silver.  
All Paint used is completely solvent-free and offers up to 99% material utilisation. Consequently, this coating method is incredibly economical and, at the same time, eco-efficient.

A complete range of Universal Storage is available including pedestals, filing units, storage cupboards and meeting tables. See Page 26.

Adjustable feet on all items.  
Impact protective edging.  
E1 grade panel with Environmental certification.  
Desk tops come complete with 2 x 800mm cable portals.

**10** Year Guarantee



**Straight 800**

800W x 800D mm  
ASHA-CT880



**Wave 1400 Left Hand**

1400W x 1000/800D mm  
ASHA-CT1410L



**Wave 1400 Right Hand**

1400W x 1000/800D mm  
ASHA-CT1410R



**Straight 1800**

1800W x 800D mm  
ASHA-CT1880



**Straight 1600**

1600W x 800D mm  
ASHA-CT1680



**Straight 1400**

1400W x 800D mm  
ASHA-CT1480




**Straight 1200**

1200W x 800D mm  
ASHA-CT1280

# Ashford Metal Leg/ Technical



## Colourways Premium



**Wave 1600 Left Hand**

1600W x 1000/800D mm  
ASHA-CT1610L



**Wave 1600 Right Hand**

1600W x 1000/800D mm  
ASHA-CT1610R



**Crescent 1600 Left Hand**

1600W x 1200/800D x 725H mm  
ASHA-CT1612L



**Crescent 1600 Right Hand**

1600W x 1200/800D x 725H mm  
ASHA-CT1612R



**Crescent 1800 Left Hand**

1800W x 1200/800D x 725H mm  
ASHA-CT1812L



**Crescent 1800 Right Hand**

1800W x 1200/800D x 725H mm  
ASHA-CT1812R

A complete range of

**Universal Storage, Screens, Meeting Tables, Extensions & Accessories**

is available for this range. See p.26 for more details!





With a variety of desk sizes, Komo is a highly flexible system which allows for a multitude of workstation configurations from executive single desk layouts to large open plan offices. Cable managed legs, cable baskets and CPU holders provide a discreet cable management.

Komo steps up the level on the quality stakes too with legs and tops joined with metal to metal fixings allowing for simple re-configuration, whilst elegantly curved tops and extensions, complete with pearl nickel aluminium portals, add that all important finishing touch.



A complete range of  
**Universal  
Storage,  
Screens,  
Meeting Tables,  
Extensions &  
Accessories**



is available for this range.  
See p.26 for more details!

**Note** When using without a free standing pedestal UNI-DHP3, please add a pole support leg UNI-PLDG/SIL, see page 35.

## Colourways Standard



## Features

25mm Tops.

Formed Steel Legs with integrated Internal Cable Management. Power Coated in High Resistant Powder Paint, Silver.

All Paint used is completely solvent-free and offers up to 99% material utilisation. Consequently, this coating method is incredibly economical and, at the same time, eco-efficient.

Legs and tops are joined with metal to metal fixings which add extra strength and allow for simple re-configuration.

2 Aluminium Desk Top Cable Portals per Desk (except Extensions).

A complete range of Universal Storage is available including pedestals, filing units, storage cupboards and meeting tables. See Page 26.

Adjustable feet on all items.

Impact protective edging.

E1 grade panel with Environmental certification.



**Straight 1800**

1800W x 800D x 725H mm  
KOMO-1880



**Straight 1600**

1600W x 800D x 725H mm  
KOMO-1680



**Straight 1400**

1400W x 800D x 725H mm  
KOMO-1480



**Straight 1200**

1200W x 800D x 725H mm  
KOMO-1280



**Straight 800**

800W x 800D x 725H mm  
KOMO-880



**Extension Desk 1260**


1200W x 600D x 725H mm  
KOMO-1260



**Extension Desk 860**

800W x 600D x 725H mm  
KOMO-860

## Colourways Premium



**Wave 1600 Left Hand**

1600W x 1000/800D x 725H mm  
KOMO-1610L



**Wave 1600 Right Hand**

1600W x 1000/800D x 725H mm  
KOMO-1610R



**Double Wave 1800mm**

1800W x 1000/800D x 725H mm  
KOMO-DW1810



**Double Wave 1600mm**

1600W x 1000/800D x 725H mm  
KOMO-DW1610



**Crescent 1600 Left Hand**

1600W x 1200/800D x 725H mm  
KOMO-1612L



**Crescent 1600 Right Hand**

1600W x 1200/800D x 725H mm  
KOMO-1612R



**Crescent 1800 Left Hand**

1800W x 1200/800D x 725H mm  
KOMO-1812L



**Crescent 1800 Right Hand**

1800W x 1200/800D x 725H mm  
KOMO-1812R



**Crescent 1600 x 1600**

1600W x 1600/800D x 725H mm  
KOMO-1616-3L



# Quattro

An elegant and fresh executive system. Quattro with its minimalist design keeps material cost to a minimum making this a very attractive executive range at a very attractive price.



**Note** Must be used in conjunction with QT-5,6 or 7

## Colourways Standard






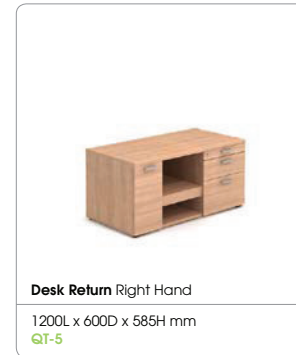




## Features

25mm Tops.  
Steel Legs 30 x 70mm. Coated in High Resistant Powder Paint, Silver.  
All Paint used is completely solvent-free and offers up to 99% material utilisation. Consequently, this coating method is incredibly economical and, at the same time, eco-efficient.  
A complete range of Universal Storage is available including pedestals, filing units, storage cupboards and meeting tables. See Page 26.  
Adjustable feet on all items.  
Impact protective edging.  
E1 grade panel with Environmental certification.

**10** Year Guarantee

A complete range of **Universal Storage, Screens, Meeting Tables, Extensions & Accessories**

is available for this range. See p.26 for more details!



Looking for a more executive range of storage to go with your Quattro desk?  
Simply choose the storage items you like from our Grand system on pages 42-45 and we will make it for you in a matching colour.





# Universal Collection

Our Diverse Range of Universal Storage can be used on its own or to accompany our Ashford Panel Leg, Ashford Metal Leg, Komo or Quattro Ranges as well as complementing our training tables and reception units.

Universal Storage contains a vast array of filing units, storage options, extensions and accessories allowing you to create endless workspace configurations.





# Universal Collection/ Technical

## Colourways Standard



## Features

### Filing

Metal drawer side tested to 90,000 extensions with 25kg weight.

Solid drawer bottom with wrap around metal drawer sides.

Central lock system.

Master key with interchangeable barrels.

Metal Handles finished in Silver RAL 9006.

Freestanding units all have adjustable feet levelling.

Filing cabinet and Side filer feature anti-fill mechanism.

**10** Year Guarantee



**Desk High Pedestal 600**

400W x 600D x 725H mm  
UNI-DHP3



**Desk High Pedestal 800**

400W x 800D x 725H mm  
UNI-DHP3/800



**Fixed Pedestal 2 Drawer**

400W x 525D x 470H mm  
UNI-FXP2



**Fixed Pedestal 3 Drawer**

400W x 525D x 470H mm  
UNI-FXP3



**Mobile Pedestal 2 Drawer**

400W x 600D x 585H mm  
UNI-MP2



**Mobile Pedestal 3 Drawer**

400W x 600D x 585H mm  
UNI-MP3



**Mobile Tuck Under Pedestal 3 Drawer**

400W x 580D x 665H mm  
UNI-MP3/TU

# Universal Collection/ Technical



## Colourways Premium



**4 Drawer Filing Cabinet**

480W x 600D x 1380H mm  
UNI-4DRWFC



**2 Drawer Side Filer**

800W x 600D x 725H mm  
UNI-DH800SF

## Features

### Storage

Bookcases are made from E1 grade 25mm Tops and Shelves with 18mm solid backs and sides for outstanding rigidity.

Adjustable feet levelling.

All bookcases have movable shelves with the ability to add additional shelves if required.

Bookcase 1490, 1850 and 2210 all have 1 fixed shelf for added stability (second shelf).

All Bookcase doors are lockable with the exception of glass doors.

1200mm Wide Tambour Storage units have metal shelves which accept hanging files.

Tambour doors are Silver RAL 9006.

**10** Year Guarantee



**1+3/4 Level Open Storage 725**

800W x 420D x 725H mm  
UNI-BC725



**2 Level Open Storage 770**

800W x 420D x 770H mm  
UNI-BC770



**3 Level Open Storage 1130**

800W x 420D x 1130H mm  
UNI-BC1130



**4 Level Open Storage 1490**

800W x 420D x 1490H mm  
UNI-BC1490

# Universal Collection/ Technical


Colourways  
Standard





**5 Level Open Storage 1850**  
800W x 420D x 1850H mm  
UNI-BC1850




**6 Level Open Storage 2210**  
800W x 420D x 2210H mm  
UNI-BC2210




**Doors for Open Storage 725**  
800W x 420D x 725H mm  
UNI-DR725




**Doors for Open Storage 770**  
800W x 420D x 770H mm  
UNI-DR770



**Doors for Open Storage 1130**  
800W x 420D x 1130H mm  
UNI-DR1130




**Doors for Open Storage 1490**  
800W x 420D x 1490H mm  
UNI-DR1490



**Doors for Open Storage 1850**  
800W x 420D x 1850H mm  
UNI-DR1850



**Doors for Open Storage 2210**  
800W x 420D x 2210H mm  
UNI-DR2210



**Low Doors to Fit 1130-2210 Units**  
Covers first two levels  
UNI-DRCOMBOD

# Universal Collection/ Technical



Colourways  
Premium




**Glass Doors for Top Half of BC1850**  
Covers top three levels  
UNI-DRCOMBO1850FGLD



**Spare Shelf for 725-2210 Units**  
UNI-DRSHELF




**2 Level Desk High Tambour Unit**  
800W x 600D x 725H mm  
UNI-BC7256080TMB



**2 Level Side Opening Tambour**  
1200W x 420D x 770H mm  
UNI-TMB770




**3 Level Side Opening Tambour**  
1200W x 420D x 1130H mm  
UNI-TMB1130



**4 Level Side Opening Tambour 1600L**  
1200W x 420D x 1490H mm  
UNI-TMB1490



**5 Level Side Opening Tambour**  
1200W x 420D x 1850H mm  
UNI-TMB1850



**Overhead Open Storage**  
800W x 420D x 375H mm  
UNI-OHOPEN




**Overhead Tambour Storage**  
800W x 420D x 375H mm  
UNI-OHTMB

**Colourways  
Standard**



**Colourways  
Premium**



**Features**

**Meeting Tables**

All Panel Meeting Table tops and legs are made from 25mm E1 grade panel.

Adjustable feet levelling.

The paint used on the metal bases is completely solvent-free and offers up to 99% material utilisation. Consequently, this coating method is incredibly economical and, at the same time, eco-efficient.



**Coffee Table**

700W x 700D x 630H mm  
UNI-700D



**Meeting Table 1000 Round**

1000W x 1000D x 725H mm  
UNI-1000D



**Meeting Table 1200 Round**

1200W x 1200D x 725H mm  
UNI-1200D



**Meeting Table 1200 Round**

1200W x 1200D x 725H mm  
UNI-1200D/SCB



**Meeting Table Section 1500**

1500W x 1400D x 725H mm  
UNI-1514D



**Meeting Table Section 1000**

1000W x 1400D x 725H mm  
UNI-1014D



**Meeting Point D Shape**

800W x 1620D x 25H mm  
UNI-DEXT1620



**Meeting Point 800**

800W x 800D x 25H mm  
UNI-DEXT800



**Meeting Point 1000/800**

800Wmm x 1100D x 25Hmm  
UNI-BUB800



**Meeting Table 1800 Oval**

1800W x 1000D x 725H mm  
UNI-1810



**Meeting Table 2400 Oval**

2400W x 1200D x 725H mm  
UNI-2412



**Meeting Table 2500 Eclipse**

2500W x 1200D x 725H mm  
UNI-2512/SCB



**Bow Front 1600**

1600W x 200D x 25H mm  
UNI-BOW16




**Bow Front 1800**


1800W x 200D x 25H mm  
UNI-BOW18



Colourways  
Standard

**Corner Desk Link 90 Degree**  
800W x 800D x 25H mm  
[UNI-LINK](#)



**Desk Extension 800/600**  
800W x 600D x 25H mm  
[UNI-EXT8060](#)



**Desk Extension 800**  
800W x 800D x 25H mm  
[UNI-EXT8080](#)



**Pole Support Leg**  
80W x 80D x 700-715H mm  
[UNI-PLSG/SIL](#)



**Metal Table Base**  
550W Base 100W Tube 715H mm  
[UNI-CYLBSE](#)



**CPU Holder**  
Holds CPU's from 160-230mm wide and up to 540mm High  
[UNI-CPU](#)



**Cable Basket 1200-1400 Desks**  
800W x 150D mm  
[UNI-CB800](#)




**Cable Basket 1400-1800 Desks**  
1200W x 150D mm  
[UNI-CB1200](#)



**Cabel Spine**  
[UNI-SPINE](#)

Colourways  
Premium



Features

Screens


MFC Panels are made from 18mm E1 Grade MFC and come complete with fixing brackets.

Rounded angles to avoid snagging.


Fabric Screens finished in high quality fabric and with a thin layer of base foam. Complete with fixing brackets.




**Note** Fabric screens can be made in a variety of finishes, please contact us for more information.




**Curved Fabric Screens**  
800 — 800W x 22D x 400/250H mm  
[UNI-SCR804025/F](#)  
1000 — 1000W x 22D x 400/250H mm  
[UNI-SCR104025/F](#)  
1200 — 1200W x 22D x 400/250H mm  
[UNI-SCR124025/F](#)  
1400 — 1400W x 22D x 400/250H mm  
[UNI-SCR144025/F](#)  
1600 — 1600W x 22D x 400/250H mm  
[UNI-SCR164025/F](#)



**Straight Fabric Screens**  
800 — 800W x 22D x 400H mm  
[UNI-SCR8040/F](#)  
1000 — 1000W x 22D x 400H mm  
[UNI-SCR1040/F](#)  
1200 — 1200W x 22D x 400H mm  
[UNI-SCR1240/F](#)  
1400 — 1400W x 22D x 400H mm  
[UNI-SCR1440/F](#)  
1600 — 1600W x 22D x 400H mm  
[UNI-SCR1640/F](#)



**Curved MFC Screens**  
800 — 800W x 18D x 400/250H mm  
[UNI-SCR804025](#)  
1000 — 1000W x 18D x 400/250H mm  
[UNI-SCR104025](#)  
1200 — 1200W x 18D x 400/250H mm  
[UNI-SCR124025](#)  
1400 — 1400W x 18D x 400/250H mm  
[UNI-SCR144025](#)  
1600 — 1600W x 18D x 400/250H mm  
[UNI-SCR164025](#)



**Straight MFC Screens**  
800 — 800W x 18D x 400H mm  
[UNI-SCR8040](#)  
1000 — 1000W x 18D x 400H mm  
[UNI-SCR1040](#)  
1200 — 1200W x 18D x 400H mm  
[UNI-SCR1240](#)  
1400 — 1400W x 18D x 400H mm  
[UNI-SCR1440](#)  
1600 — 1600W x 18D x 400H mm  
[UNI-SCR1640](#)



Combining classic panel leg design with modern panache, Medici will bring a sense of warmth and quality to any office environment whether open plan or an executive suite. Medici features 32mm thick desk tops and leg panels.

### Features

<p>32mm Tops and Legs.</p> <p>K Style Leg with Chrome Foot Level Adjusters.</p> <p>Large Range of Matching Storage.</p> <p>Bookcases have 32mm tops and bottoms, 25mm Shelves and a solid 18mm back panel for outstanding rigidity.</p> <p>Pedestal drawers have metal sides and a solid bottom. Drawer Runners are tested to 90,000 Extensions with a 25kg Weight.</p>	<p>All locking filing units have master key series locks with interchangeable barrels.</p> <p>Side filers and filing cabinets feature anti-tilt mechanisms for added safety.</p> <p>Desktops come with 2 x 60mm brushed Aluminium cable portals.</p>
---	--



Colourways



Champagne Cherry



**Crescent 1600 Left Hand**

1600W x 1200/800D x 740H mm  
MED-1612L



**Crescent 1600 Right Hand**

1600W x 1200/800D x 740H mm  
MED-1612R



**Crescent 1800 Left Hand**

1800W x 1200/800D x 740H mm  
MED-1812L



**Crescent 1800 Right Hand**

1800W x 1200/800D x 740H mm  
MED-1812R



**Inner Bowed Desk 1800**

1800W x 900D x 740H mm  
MED-1890



**Inner Bowed Desk 1600**

1600W x 900D x 740H mm  
MED-1690



**Inner Bowed Desk 1200**

1200W x 900D x 740H mm  
MED-1290



**Inner Bowed Desk 900**

900W x 900D x 740H mm  
MED-990



**3DRW Desk High Pedestal 800**

400W x 800D x 740H mm  
MED-DHP3/800



**3DRW Desk High Pedestal 600**

400W x 600D x 740H mm  
MED-DHP3



**2DRW Mobile Pedestal**

400W x 510D x 590H mm  
MED-MP2



**3DRW Mobile Pedestal**

400W x 510D x 590H mm  
MED-MP3



**4DRW Filing Cabinet**

500W x 600D x 1300H mm  
MED-4DRWFC



**2 Drawer Side Filer**

900W x 450D x 740H mm  
MED-DH900SF



**Side Filer Extension Top**

600mm Deep Top  
MED-DH900EXT600



**Meeting Table Cylinder Base**

1200W x 1200D x 740H mm  
MED-1200D/TOP + UNI-CYLBSE



**Meeting Table Panel Base**

1200W x 1200D x 740H mm  
MED-1200D/TOP + MED-1200D/PANBSE



**Meeting Table 2200**

2200W x 1200D x 740H mm  
MED-2212T



## Colourways



Champagne Cherry



Meeting Table End Section

1500W x 1400D x 740H mm  
MED-1514D



Meeting Table Centre Section

1000W x 1400D x 740H mm  
MED-1014



Tall Open Storage 5 Levels

900W x 450D x 2090H mm  
MED-BC2090



Doors

See MED-BC2090  
MED-BC2090D



Medium Open Storage 3 Levels

900W x 450D x 1380H mm  
MED-BC1380



Doors

See MED-BC1380  
MED-BC1380D



Low Storage 1 Shelf (Desk High)

900W x 450D x 740H mm  
MED-BC740



Doors

See MED-BC740  
MED-BC740D



Combo Doors to fit MED-BC2090

Covers first 2 Levels  
MED-BCCOMBOD

**+** Note Combine 2 x MED-1514D to create a 3metre table, whilst MED-1014 adds an additional 1 metre allowing tables of any length to be created. Siso heavy duty latches are used to connect elements.

**!** For More Cable Management Options as well as Desk Screens see Universal section on page 35.



Glass Doors to Fit MED-BC2090

Covers Top 3 Levels  
MED-BCCOMBOFGLD



Spare Shelf - Open Storage

MED-SHELF



Desk Extension Corner Link

870W x 870D mm  
MED-CL900

Pole leg required, see UNI-PLUG/SIL



Desk "D" End Extension

1620W x 810D  
MED-DEXT1620



Universal CPU holder

Holds CPU's from 160-230mm wide and up to 540mm High  
UNI-CPU



Pole Support Leg Silver

80W x 80D x 700-715H mm  
UNI-PLUG/SIL



Bow Front Extension 1200

1200W x 200D mm  
MED-BOW12



Bow Front Extension 1600

1600W x 200D mm  
MED-BOW16



Bow Front Extension 1800




1800W x 200D mm  
MED-BOW18

new


Strong, Classic, Versatile are all words that encapsulate the essence of Grand. From the desks with 41mm thick Desk tops with leg integrated Pedestals to the hidden storage within the desk returns, Grand offers distinctive style at an extremely affordable price.

### Features

- 41mm tops and legs.
- Leg Integrated Pedestal.
- Desk return Unit GR-3D/F and GR-4D/F features hidden storage area using a push panel opening system.
- Pedestal Drawers are full metal Hefelle system.



Colourways



Havana Marbella Dark Walnut

Hidden Storage Area  
(Push Panel to Open)

**Desk Return Left Hand**  
1750W x 450D x 600H mm  
GR-4D

Hidden Storage Area  
(Push Panel to Open)

**Desk Filing Return Right Hand**  
1750W x 450D x 600H mm  
GR-3F

Hidden Storage Area  
(Push Panel to Open)

**Desk Filing Return Left Hand**  
1750W x 450D x 600H mm  
GR-4F

**Desk Return**  
1200W x 600D x 705H mm  
GR-5

**Desk Return with Printer Shelf**  
1200W x 600D x 705H mm  
GR-6

**12 Section Storage Unit**  
1600W x 420D x 1250H mm  
GR-7

**16 Section Storage Unit**  
1600W x 420D x 1610H mm  
GR-8

**Low 4 Door Storage Unit**  
1600W x 420D x 890H mm  
GR-9

**Low Open Centre Storage Unit**  
1600W x 420D x 890H mm  
GR-10

**Low Wide Open Centre Storage Unit**  
2400W x 420D x 890H mm  
GR-11

**Mid Level 4 Door Storage Unit**  
1600W x 420D x 1250H mm  
GR-12

**Mid Level Glass Centre Storage Unit**  
1600W x 420D x 1250H mm  
GR-13

**Mid Level Open Centre Storage Unit**  
1600W x 420D x 1250H mm  
GR-14

**Mid Level Open Centre Storage Unit**  
2000W x 420D x 1250H mm  
GR-15

**Tall Glass Door Storage Unit**  
800W x 420D x 1610H mm  
GR-16

**Tall Storage Unit**  
800W x 420D x 1610H mm  
GR-17

**Small Meeting Table**  
900W x 900D x 735H mm  
GR-18

**Meeting Table**  
2000W x 1200D x 735H mm  
GR-19



# Auticca

Welcome to Auticca, our award winning executive system. Constructed from 80mm thick cell panels finished in ultra high resistance HPL, Auticca's fresh linear lines bring contemporary design to the modern office.

Whilst push to open drawer fronts and storage doors with soft closing hinges continue the theme of quality and design without compromise.



## Colourways



Beached Oak Legno

## Features

80mm Cell Panels Finished in HPL.  
 Full Metal Drawers with Lifetime Guarantee.  
 Push to Open drawers (no handles).  
 Push to Open Storage Doors with soft close hinges (no handles).  
 Central Lock with Masterkey.  
 Silver MFC Carcass.



**Executive Desk Left Hand Return**  
 2100W x 2100/900D x 750H mm  
 AT-1

**Executive Desk Right Hand Return**  
 2100W x 2100/900D x 750H mm  
 AT-2

**4 Drawer Filing Unit**  
 1600W x 540D x 800H mm  
 AT-3

**12 Compartment Low Storage Unit**  
 2100W x 540D x 1060H mm  
 AT-4

**12 Compartment Closed Storage Unit**  
 1530W x 450D x 1515H mm  
 AT-5

**12 Compartment Part Closed Storage Unit**  
 1750W x 540D x 1530H mm  
 AT-6

**Coffee Table**  
 1000W x 600D x 300H mm  
 AT-9

**Wall Shelf**  
 1280W x 200D x 400H mm  
 AT-7

**Wall Shelf**  
 1280W x 200D x 400H mm  
 AT-8

**Meeting Table**  
 2200W x 1000D x 750H mm  
 AT-10

## Oplan Specials Service

Are you looking for a Desk or Storage item in a slightly different size?

No problem just let us know and we will be happy to make it for you!

